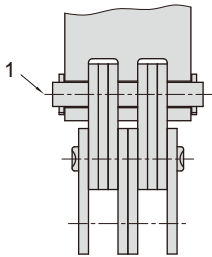


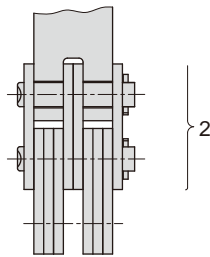
LL系列板式链连接环

Clevises for LL series leaf chains

外连接环
Outside clevis

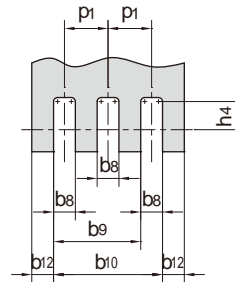


内连接环
Inside clevis

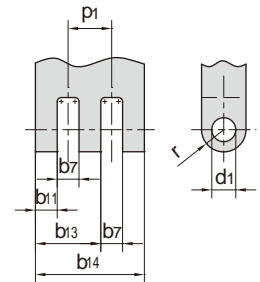


连接环形式
Clevis type

外连接环
Outside clevis



内连接环
Inside clevis



连接环的尺寸代号
Dimension symbols of clevis

ISO 链号 ISO Chain No.	b7	b8	b9	b10	b11 max	b12 min	b13 max	b14 max	p1 nom	d1 min	h4 min	r max
	mm	mm	mm	mm	mm	mm	mm	mm	mm	mm	mm	mm
LL0822	-	3.35	-	-	2.97	2.33	-	-	-	-	-	-
LL0844	3.35	3.35	9.71	-	2.97	2.33	9.07	-	6.35	4.46	6.00	6.35
LL0866	3.35	3.35	9.71	16.06	2.97	2.33	9.07	15.17	6.35	-	-	-
LL1022	-	3.58	-	-	3.14	2.48	-	-	-	-	-	-
LL1044	3.58	3.58	10.33	-	3.14	2.48	9.58	-	6.75	5.09	8.00	7.92
LL1066	3.58	3.58	10.33	17.08	3.14	2.48	9.58	16.01	6.75	-	-	-
LL1222	-	4.16	-	-	3.61	2.85	-	-	-	-	-	-
LL1244	4.16	4.16	11.96	-	3.61	2.85	11.03	-	7.80	5.73	9.00	9.52
LL1266	4.16	4.16	11.96	19.76	3.61	2.85	11.03	18.45	7.80	-	-	-
LL1622	-	6.81	-	-	6.15	4.80	-	-	-	-	-	-
LL1644	6.81	6.81	19.81	-	6.15	4.80	18.64	-	13.00	8.30	12.00	12.70
LL1666	6.81	6.81	19.81	32.81	6.15	4.80	18.64	31.14	13.00	-	-	-
LL2022	-	7.86	-	-	7.08	5.55	-	-	-	-	-	-
LL2044	7.86	7.86	22.86	-	7.08	5.55	21.45	-	15.00	10.21	14.00	15.88
LL2066	7.86	7.86	22.86	37.86	7.08	5.55	21.45	35.82	15.00	-	-	-
LL2422	-	10.91	-	-	10.02	7.80	-	-	-	-	-	-
LL2444	10.91	10.91	31.91	-	10.02	7.80	30.26	-	21.00	14.65	18.00	19.05
LL2466	10.91	10.91	31.91	52.91	10.02	7.80	30.26	50.50	21.00	-	-	-
LL2822	-	13.46	-	-	12.46	9.68	-	-	-	-	-	-
LL2844	13.46	13.46	39.46	-	12.46	9.68	37.57	-	26.00	15.92	20.00	22.20
LL2866	13.46	13.46	39.46	65.47	12.46	9.68	37.57	62.68	26.00	-	-	-
LL3222	-	13.51	-	-	12.39	9.68	-	-	-	-	-	-
LL3244	13.51	13.51	39.51	-	12.39	9.68	37.38	-	26.00	17.83	23.00	25.40
LL3266	13.51	13.51	39.51	65.52	12.39	9.68	37.38	62.37	26.00	-	-	-
LL4022	-	17.21	-	-	15.87	12.38	-	-	-	-	-	-
LL4044	17.21	17.21	50.41	-	15.87	12.38	47.80	-	33.20	22.91	28.00	31.75
LL4066	17.21	17.21	50.41	83.62	15.87	12.38	47.80	79.73	33.20	-	-	-
LL4822	-	21.41	-	-	19.84	15.45	-	-	-	-	-	-
LL4844	21.41	21.41	62.82	-	19.84	15.45	59.72	-	41.40	29.26	34.00	38.10
LL4866	21.41	21.41	62.82	104.20	19.84	15.45	59.72	99.60	41.40	-	-	-

注：1-连接销轴 2-连接链节^a
Note: 1-connecting pin 2-connecting link^a

a-连接链节应使用具有过盈配合的外链板
a- the connecting link should be used with a press fit outer plate